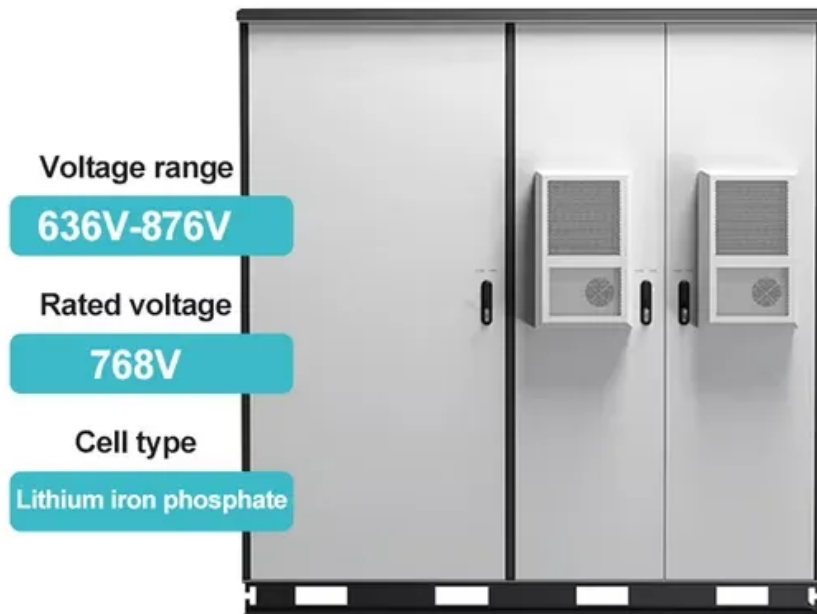


Calculate annual power generation based on effective wind hours



Overview

Annual Energy Generation: Annual electricity generation is calculated as:
$$\text{AnnualEnergy} = (\text{CF}/100) * \text{AVWS} * \text{Hours} * \text{Eff}/100 * \text{RatedPower}$$
 Considering these as variable values: CF=25.0, the calculated. The Annual Capacity of a Wind Turbine Calculator is designed to estimate the annual energy production (AEP) of wind turbines based on their rated power, capacity factor, and the operational hours in a year. It depends on factors such as: Installed capacity: The maximum output a system can produce under ideal conditions. Capacity factor: The ratio of actual. Wind turbines convert kinetic energy from moving air into clean electricity through rotating blades and a generator. Capacity factor typically ranges from 0.

Calculate annual power generation based on effective wind hours



Annual Energy Production Calculator


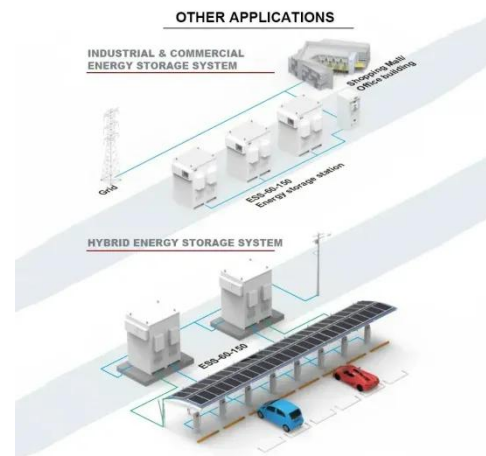
Enter the installed capacity and capacity factor into the calculator to determine the annual energy production.

[Get Price](#)

Wind Turbine Electricity Generation Estimator

Wind Turbine Energy Generation Calculation This calculator estimates the annual electricity generation of a wind turbine based on capacity factor, wind speed, efficiency and rated power.

[Get Price](#)



Wind Energy Calculator: Turbine Efficiency & Output Analysis

A wind energy calculator evaluates the potential energy production and return on investment for wind turbine installations based on location, wind conditions, and turbine specifications.

[Get Price](#)

Calculate annual power generation based on effective wind hours

Global Wind Atlas is a free, web-based application developed to help policymakers, planners, and investors identify high-wind areas for wind power generation virtually anywhere in the

[Get Price](#)



Annual Energy Production Calculator

Understanding how to calculate annual energy production is essential for optimizing renewable energy systems, ensuring financial viability, and minimizing environmental impact.

[Get Price](#)

Wind Turbine Calculator , ReadyCalculator

Compare the calculated annual energy against project goals to evaluate site suitability. Example: 90 m rotor, 7 m/s wind, C_p 0.42, efficiency 90% -> Power ? 3.7 MW. Over 4000 operating hours, energy is ...

[Get Price](#)



Wind Turbine Annual Energy Production (AEP) Estimation

calculates the estimated annual energy yield from a wind turbine based on wind speed data for each month of the year.

[Get Price](#)

Wind Energy Calculator

The wind power calculator does just that. It uses wind speed, rotor diameter, and air density to give a detailed energy output prediction -- perfect for calculating savings on electricity bills ...

[Get Price](#)

How To Calculate Annual Energy Production Of Wind Turbine

To estimate a wind turbine's annual energy output, determine its rated capacity, assess wind resources, calculate the capacity factor, and estimate the expected electricity production of a ...

[Get Price](#)

Annual Capacity Of A Wind Turbine Calculator

The Annual Capacity of a Wind Turbine Calculator is designed to estimate the annual energy production (AEP) of wind

turbines based on their rated power,
capacity factor, and the ...

[Get Price](#)



Contact Us

For catalog requests, pricing, or partnerships, please visit:
<https://k3gizycko.pl>

